

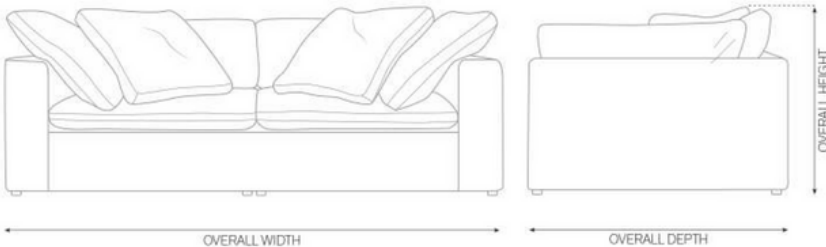
GUIDE TO MEASURE FURNITURE OR STAIRCASE ENSURING SMOOTH DELIVERY

Thank you for choosing Woodcraft for your furniture needs. We strive to provide not only quality products but also a seamless shopping experience. To ensure that your purchase meets your expectations and fits perfectly into your space, please follow these delivery instructions carefully:

1. Confirm Product Dimensions: Before finalizing your purchase, please confirm the dimensions of the furniture item(s) you intend to buy. You can find detailed measurements on the product listing page. Ensure that these dimensions align with your space requirements.

HOW WE MEASURE

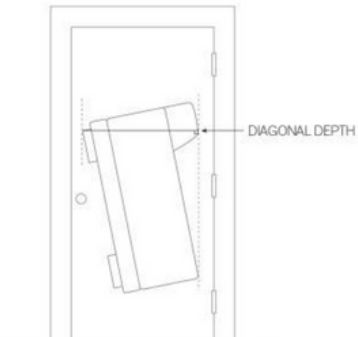
We determine the dimensions of the furniture by measuring its highest, deepest, and widest points, taking into account any overhangs, angles, outward curves, and armrests.



Overall Width, Overall Depth, Overall Height

DIAGONAL DEPTH

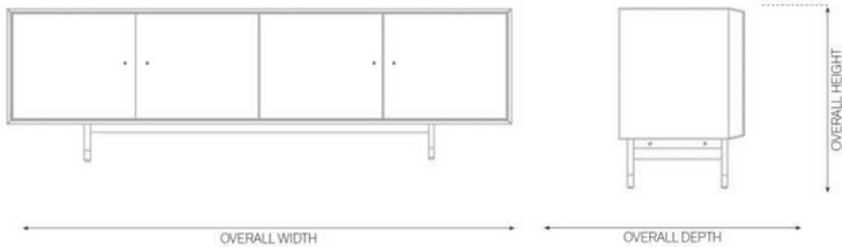
The diagonal depth measurement is significantly important when assessing furniture that may require navigating through doorways or corners at an angle shape.



DIAGONAL DEPTH

HOW WE MEASURE

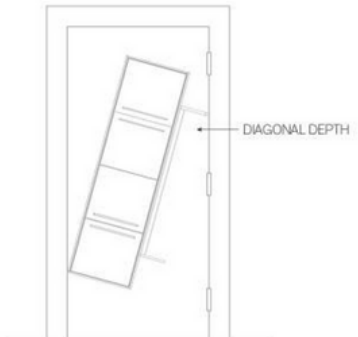
We determine the dimensions of the furniture by measuring its highest, deepest, and widest points, taking into account any overhangs, angles, outward curves, and armrests.



Overall Width, Overall Depth, Overall Height

DIAGONAL DEPTH

The diagonal depth measurement is significantly important when assessing furniture that may require navigating through doorways or corners at an angle shape.



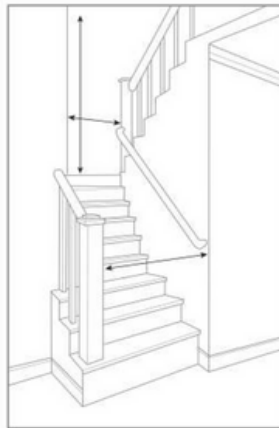
DIAGONAL DEPTH

2. Measure Your Space: Measure the area where you plan to place your new furniture. Take note of the width, height, and depth available for the furniture. This step will help you determine if the selected item(s) will fit harmoniously into your space.

3. Measure the Delivery Path: Take measurements along the delivery path from the entry point of your home or building to the final destination where the furniture will be placed. This includes doorways, hallways, elevators, and staircases. Ensure that there is enough clearance for the furniture to pass through without difficulty.



DOORWAYS



STAIRWAYS



HALLWAYS

5. Clearance Requirements: Consider any clearance requirements for the furniture to fit through doorways and hallways. Pay attention to the width and height of the furniture piece, including any protruding elements such as arms, legs, or decorative features.

6. Delivery Path Preparation: Clear the delivery path of any obstacles that may hinder the safe transport of your furniture. Remove rugs, furniture, or other items that could impede the delivery team's access.

7. Elevator Reservation (if applicable): If your delivery involves the use of an elevator, ensure that it's reserved for the designated delivery time. Coordinate with building management if necessary to avoid any delays or scheduling conflicts.

Please note that Woodcraft is not involved in providing any assurance regarding the measurement or dimensions of your space or entry ways. We recommend you to double check the product dimensions provided in our website along with your property measurement for smooth delivery.